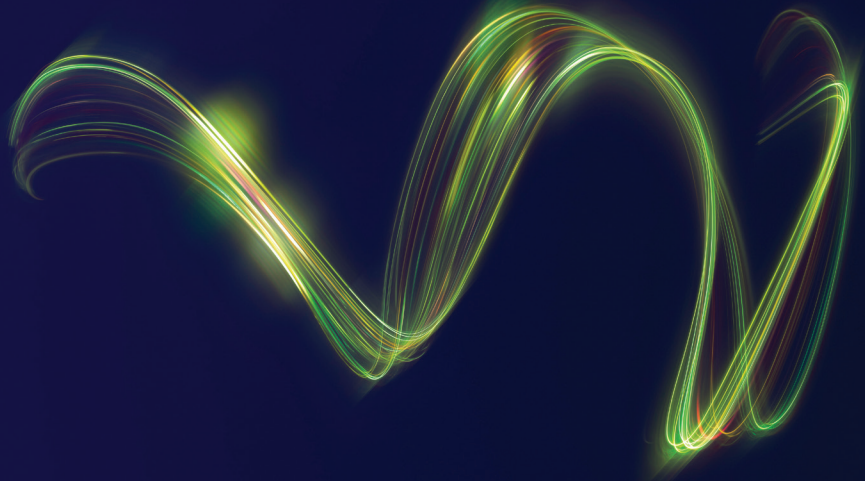


# ANALYTICS

## POLICY INSIGHTS



### GET QUALITY INSIGHT

On average, our team uncovers nine errors on every policy we check for clients. That's alarming, considering that a policy is the promise you sell to your customers. Understanding how your carriers are delivering that promise is critical both to your customers' satisfaction and your exposure to E&O risk.

### RESOURCE PRO POLICY INSIGHTS


With Policy Insights, retail and wholesale brokers are able to tap into our best practices for checking and analyzing policies. We'll check your policies for errors and inaccuracies, letting you understand how your carrier partners are meeting quality standards and the exposure they are generating as a result of policy errors. Policy Insights also provides insights on the drivers of endorsement costs, as well as improving your customer service.

#### 1. LEVERAGE

Proven, tested best practices will be leveraged to optimize policy checking processes.

#### 2. APPLY

Develop and apply policy quality and exposure metrics.



#### 3. IDENTIFY

Identify areas of opportunity to strengthen carrier relationships with improved collaboration by meeting mutual quality standards.

#### 4. ADVANCE

Create and implement an optimization plan of action.

# POLICY INSIGHTS

## HERE'S WHY IT MAKES BUSINESS SENSE

**REDUCED EXPOSURE** – Protect your business and your clients by identifying areas of exposure.

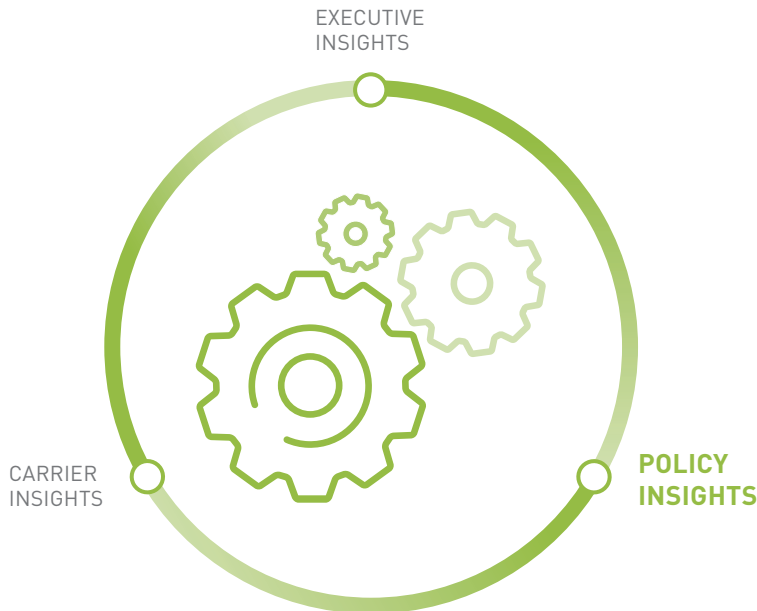
**IMPROVE CARRIER RELATIONSHIPS** – Conveying to your carrier a deeper understanding of shared service standards and risk drivers.

**GAIN FLEXIBILITY** – By enabling you to better respond to business fluctuations and seasonality.

**CONTINUOUS IMPROVEMENT** – Equipped with valuable insights, you'll be able to continuously improve service operations.

## ANALYTICS MODULES

Leveraging the power of big data gives insurance organizations a new competitive advantage. It allows you to capture insights about your most important KPIs, giving you the ability to proactively improve business results that can dramatically impact your bottom line.



## EXPERIENCE YOU CAN COUNT ON

4.5  million

discrepancies found in 2018

9 errors

on average are found on every policy



1 in 7

agencies have an E&O claim each year

## FOR MORE INFORMATION

visit us: [resourcepro.com](http://resourcepro.com)

email us: [more@resourcepro.com](mailto:more@resourcepro.com)

call us: 888.577.7552

